



Amplifier Test Data Sheet

Model # AML0518P3202

Serial # 102 Tested By PA Date 8-26-03

Example 20

Frequency GHz	Gain *	Flatness dB Max	Input VSWR Nom	Output VSWR Nom	Noise Figure dB Max	P-1dB dBm Min
0.5-18	32	±2.0	2.0:1	2.0:1	3.5	+22
0.5					3.3	22.8
2					3.2	23.7
4					3.4	23.8
6					3.2	24.9
8	SEE	PLOT	SEE	PLOT	3.1	24.5
10					3.0	23.2
12					3.0	22.5
14					3.1	23.6
16					2.7	22.5
18					2.3	22.1

All Data and Specifications @ +25 °C

Stability: PASS FAIL


VDC +12 to +15
DC current 360mA Nom. Measured current: 370 mA

* INCLUDE PLOTTED DATA

SPECIAL REQUIREMENT(S): NONE

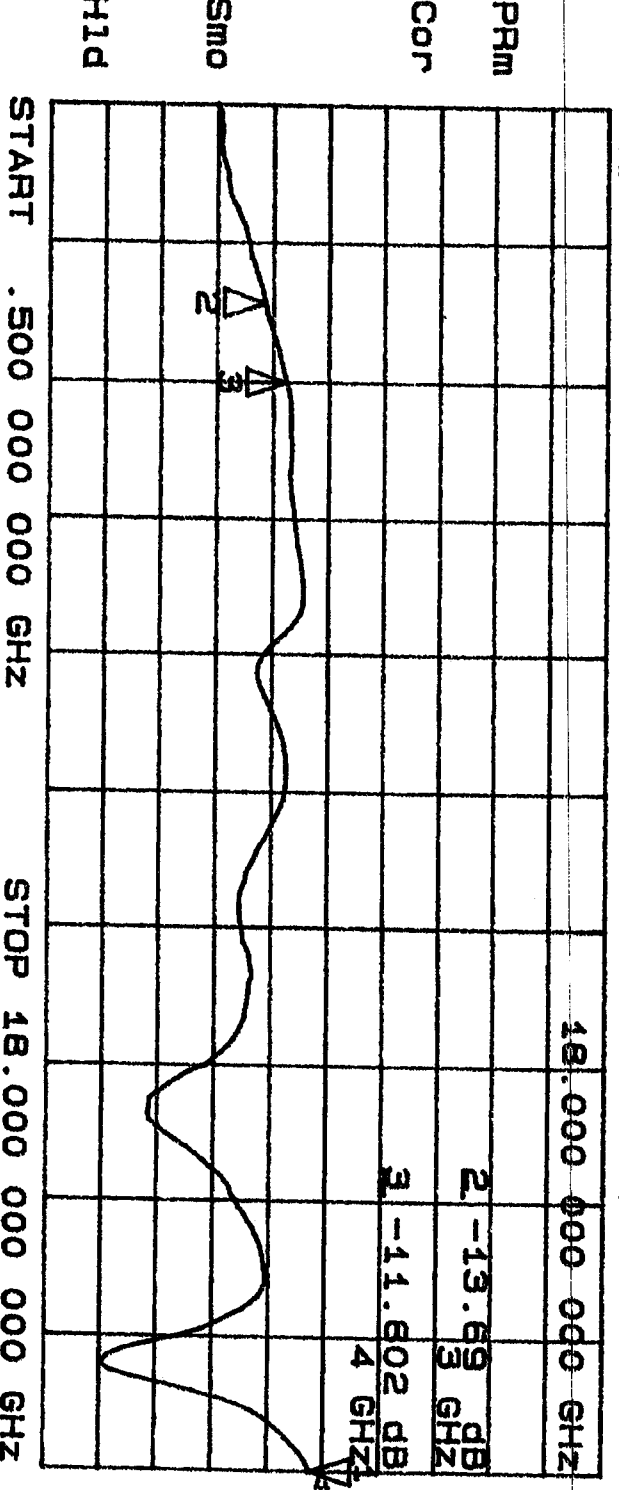
CH1 S21 10g MAG 2 dB/ REF 32 dB 26 Aug 2003 15:03:08

Syn 102



gain

CH2 S11 10g MAG 5 dB/ REF -8 dB 18.000 000 000 GHz 1 -9.216 dB



Input
 Ysure

CH2 S22

10g MAG

5 dB/

REF -8 dB

26 Aug 2003 15:07:30

1: -9.405 dB

16.325 250 024 GHz

Syn 102

REFERENCE VALUE

-8 dB

Output

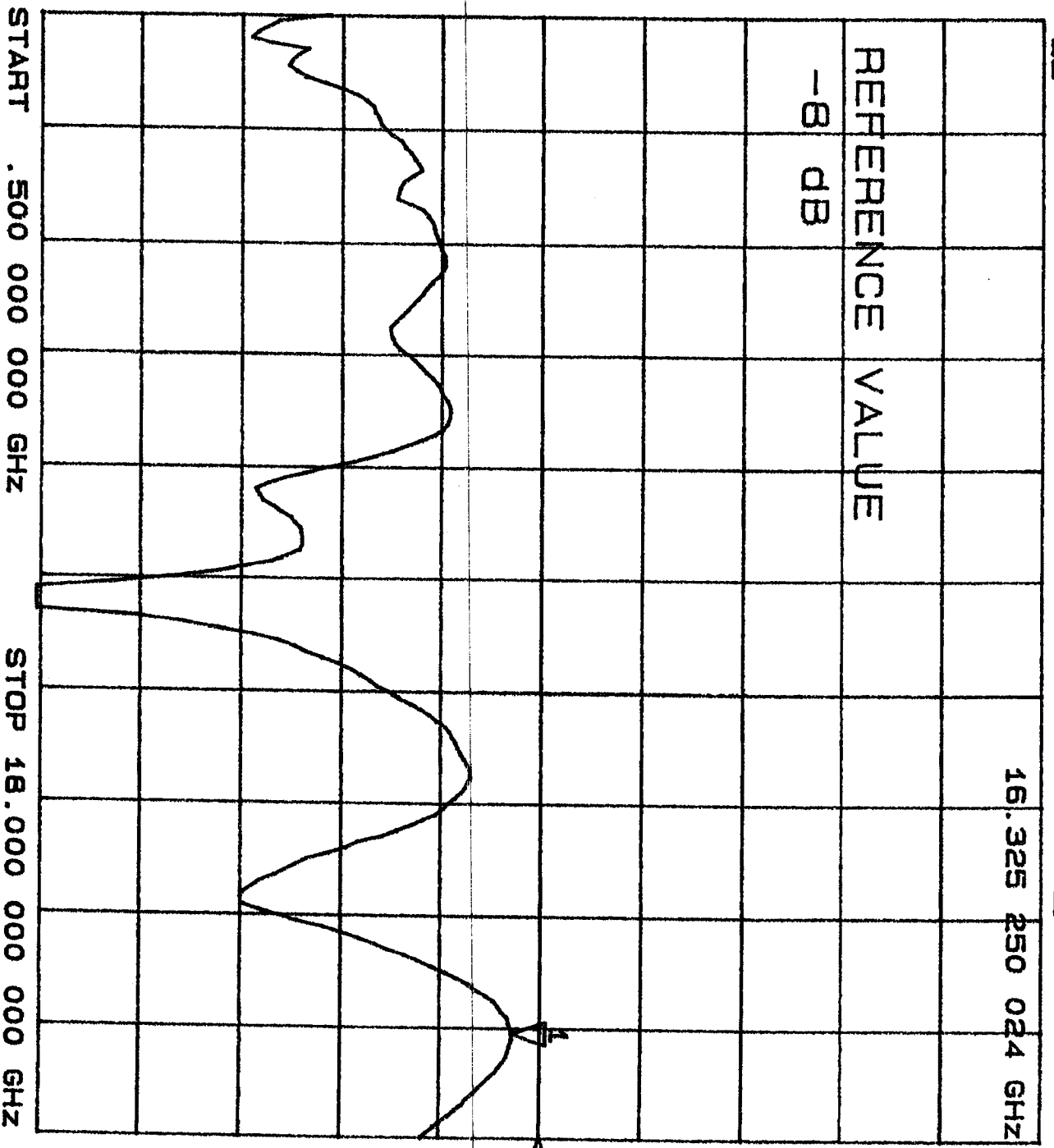
V_{srk}

PRM

COR

Smo

↑



START .500 000 000 GHz STOP 18.000 000 000 GHz



Amplifier Test Data Sheet

Model # **AML0518P3202**

Serial # 101 Tested By PA Date 8-26-03

Frequency	Gain *	Flatness	Input VSWR	Output VSWR	Noise Figure	P-1dB
GHz	dB Min	dB Max	Nom	Nom	dB Max	dBm Min
0.5					3.5	+22
2					3.4	23.8
4					3.2	25.2
6					3.4	24.9
8					3.0	25.5
10	SEE	PLOT	SEE	PLOT	2.9	24.2
12					2.8	22.8
14					2.7	22.4
16					2.9	23.6
18					2.7	22.1
					2.1	22.6

All Data and Specifications @ +25 °C

Stability: **PASS** FAIL
VDC +12 to +15
DC current 360mA Nom. Measured current: 400 mA

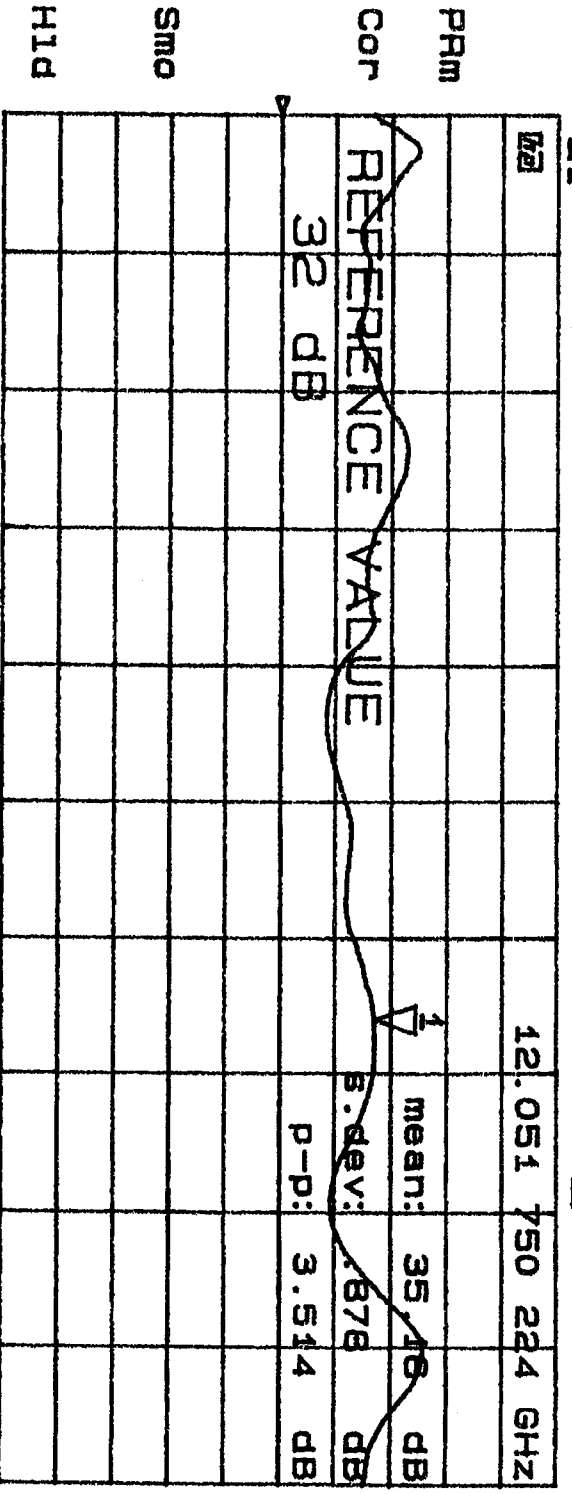
* INCLUDE PLOTTED DATA

SPECIAL REQUIREMENT(S): NONE

CH1 S21 10g MAG 2 dB/ REF 32 dB

26 Aug 2003 15:10:19
1: 35.432 dB

S/N 10/

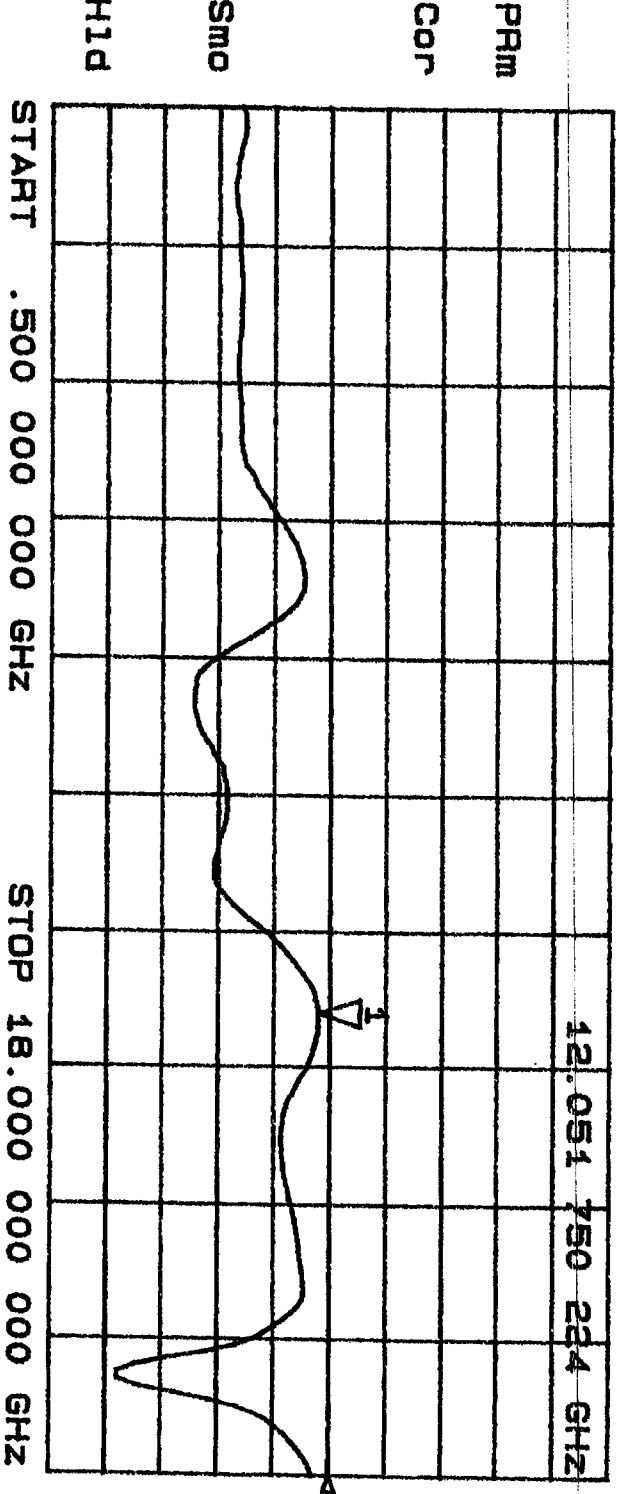


GAIN

CH2 S11 10g MAG 5 dB/ REF -8 dB

12.051 750 224 GHz
1: -8.966 dB

INPUT
VSWR



START .500 000 000 GHz STOP 18.000 000 000 GHz

CH2 S22

10g MAG

5 dB/

REF -8 dB

26 Aug 2003 15: 13: 55

1: -8.342 dB

17.506 500 056 GHz

5/10/1

REFERENCE VALUE

-8 dB

Output Issue

PRM
COR
Smo
H1d

